V. 019-020
Escala 1/50

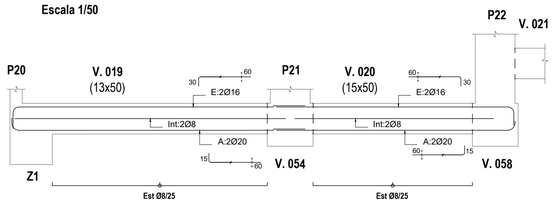

Sección V. 019
Escala 1/25

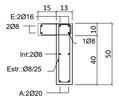

Sección V. 020
Escala 1/25

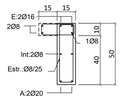

V. 021-022
Escala 1/50

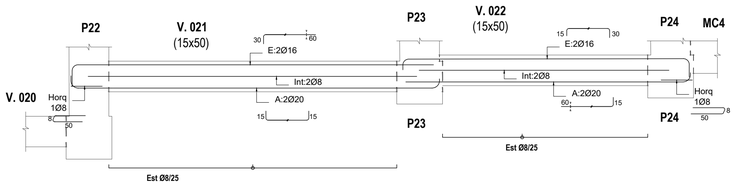

Sección V. 021-022
Escala 1/25

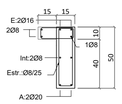

V. 051-052-053
Escala 1/50

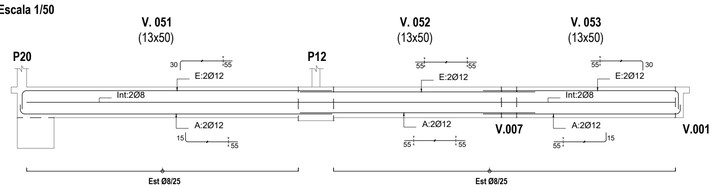

Sección V.051-052-053
Escala 1/25

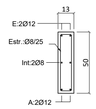

Esquema representación de hierros

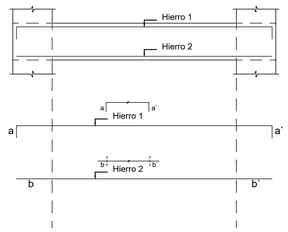

V. 055
Escala 1/50

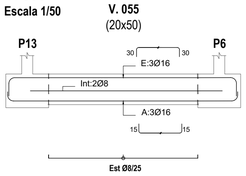

Sección V.055
Escala 1/25

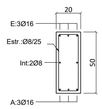

V. 058-059
Escala 1/50

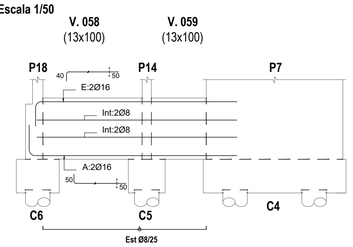

Sección V. 058-059
Escala 1/25

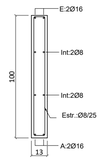

V. 061
Escala 1/50

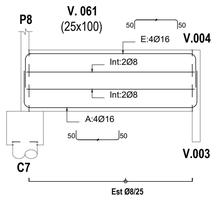

Sección V. 061
Escala 1/25

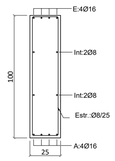

V. 063-064
Escala 1/50

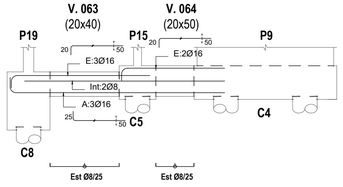

Sección V.063
Escala 1/25

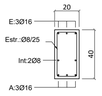

Sección V.064
Escala 1/25

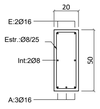

V. 067
Escala 1/50

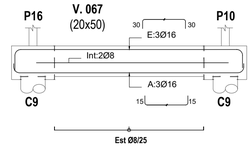

Sección V.067
Escala 1/25

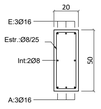

V. 069
Escala 1/50

Sección V. 069
Escala 1/25

REFERENCIAS

- Pilar que continua
- Pilar que muere
- Pilar que nace
- Losa descendida
- Niveles

CSL	Cota Superior Losa
CSV	Cota Superior Viga
CSC	Cota Superior Cabezal
CSP	Cota Superior Pilote

MATERIALES

HORMIGON	C25, resistencia característica de 250 kg/cm2 a los 28 días según UNIT 972
ACERO	Barras conformadas ADN500, según UNIT 843 y UNIT 968

RECUBRIMIENTOS

VIGAS	20 mm
PILARES	20 mm
LOSAS	20 mm
FUNDACIONES	40 mm

EMPALMES DE ARMADURA

Es la indicada en tabla según UNIT 1050:2005

Ø [mm]	6	8	10	12	16	20	25
VIGAS Y LOSAS	45	55	70	85	115	165	250
PILARES	30	40	50	60	80	120	185

DOBLADO DE ARMADURA

ESTRIBOS Y PATILLAS	Diámetro del mandril 3.5ø
GENERALES	Diámetro del mandril 12ø

Aclaraciones

Todas las dimensiones y niveles en centímetros.

FACULTAD DE INGENIERIA

OBRA: PROYECTO 1 - 2015

PLANO: VIGAS INDICE 000 - 2

PROFESORES: Rodriguez - Dieste - Pertusso

GRUPO: Barbier - Colman - Ferreira

FECHA:	ESCALA:	FORMATO:
5 febrero 2017	1:50 1:25	A1

PLANO Nº: E3.2