



KD 140 F SX Series

KD140SX-UFBS

CUTTING EDGE TECHNOLOGY

As a pioneer with four decades of experience in the development of photovoltaic systems, Kyocera drives the market as a leading provider of PV products. We demonstrate our *Kaizen* philosophy, or commitment to continuous improvement, by setting the industry standard in the innovation of best-in-class solar energy equipment.

QUALITY BUILT IN

- UV-stabilized, anodized aluminum frame in black
- Supported by major mounting structure manufacturers
- Easily accessible grounding points on all four corners for fast installation

PROVEN RELIABILITY

- Kyocera modules confirmed by the Desert Knowledge Australia Solar Centre to have the highest average output of any crystalline module
- First module manufacturer in the world to pass long-term sequential testing performed by TÜV Rheinland
- This series construction also passed TÜV Rheinland's Salt Mist Corrosion Test at Severity Level 6, the most intense test conditions available
- Only module manufacturer to achieve the rank of "Performance Leader" in all six categories of GTM Research's 2014 PV Module Reliability Scorecard



CERTIFICATIONS

- UL1703 Certified and Registered, UL Fire Safety Class C
- Applicable to hazardous location, Class I Div. II
- NEC2008 Compliant, IEC 61215/61730, and ISO 14001
- IEC61701 Ed.2 Severity 6 (Salt Mist Corrosion Test)



ELECTRICAL SPECIFICATIONS

Standard Test Conditions (STC)
 STC=1000 W/M² irradiance, 25°C module temperature, AM 1.5 spectrum*

KD140SX-UFBS		
P _{max}	140	W
V _{mp}	17.7	V
I _{mp}	7.91	A
V _{oc}	22.1	V
I _{sc}	8.68	A
P _{tolerance}	+7/-0	%

Nominal Operating Cell Temperature Conditions (NOCT)
 NOCT=800 W/M² irradiance, 20°C ambient temperature, AM 1.5 spectrum*

T _{NOCT}	45	°C
P _{max}	101	W
V _{mp}	16.0	V
I _{mp}	6.33	A
V _{oc}	20.2	V
I _{sc}	7.03	A

Temperature Coefficients

P _{max}	-0.46	%/°C
V _{mp}	-0.52	%/°C
I _{mp}	0.0066	%/°C
V _{oc}	-0.36	%/°C
I _{sc}	0.06	%/°C

Operating Temp -40 to +90 °C

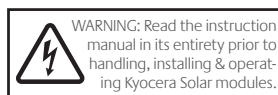
System Design

Series Fuse Rating	15 A
Maximum DC System Voltage (UL)	600 V
Hailstone Impact	in (25mm) @ 51mp (23m/s)

*Subject to simulator measurement uncertainty of +/- 3%. KYOCERA reserves the right to modify these specifications without notice.

CERTIFIED IEC61215 ED2 IEC61730 BY JET

NEC 2008 COMPLIANT
 UL 1703 LISTED
 011613

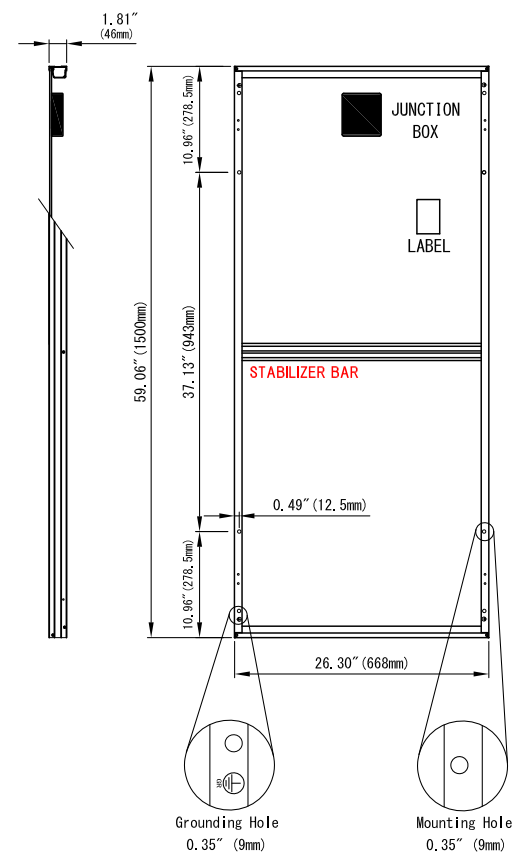


MODULE CHARACTERISTICS

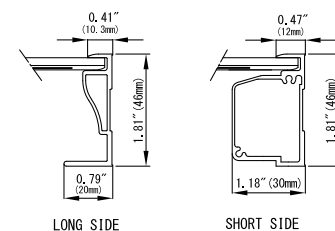
Cells per module:	36 (4 x 9)
Dimensions: length/width/height	59.06in/26.30in/1.81in (1500mm/668mm/46mm)
Weight:	28.4lbs (12.9kg)

PACKAGING SPECIFICATIONS

Modules per pallet:	20
Pallets per 53' container:	54
Pallet box dimensions: length/width/height	63.19in/27.56in/49.02in (1605mm/700mm/1245mm)
Pallet box weight:	650lbs (295kg)



FRAME CROSS SECTION DIAGRAM



OUR VALUED PARTNER