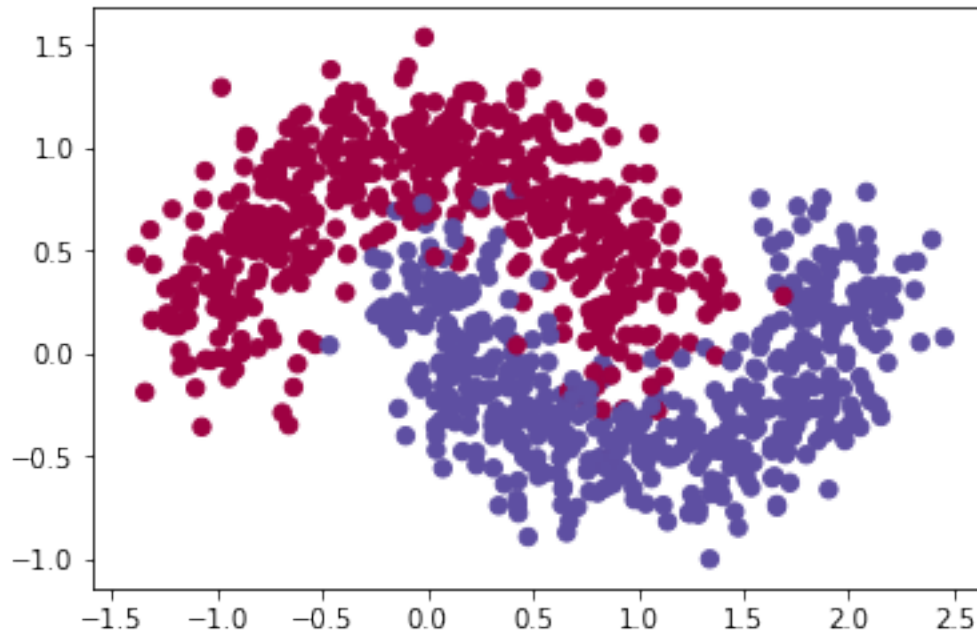


ROC-AUC_k_nn

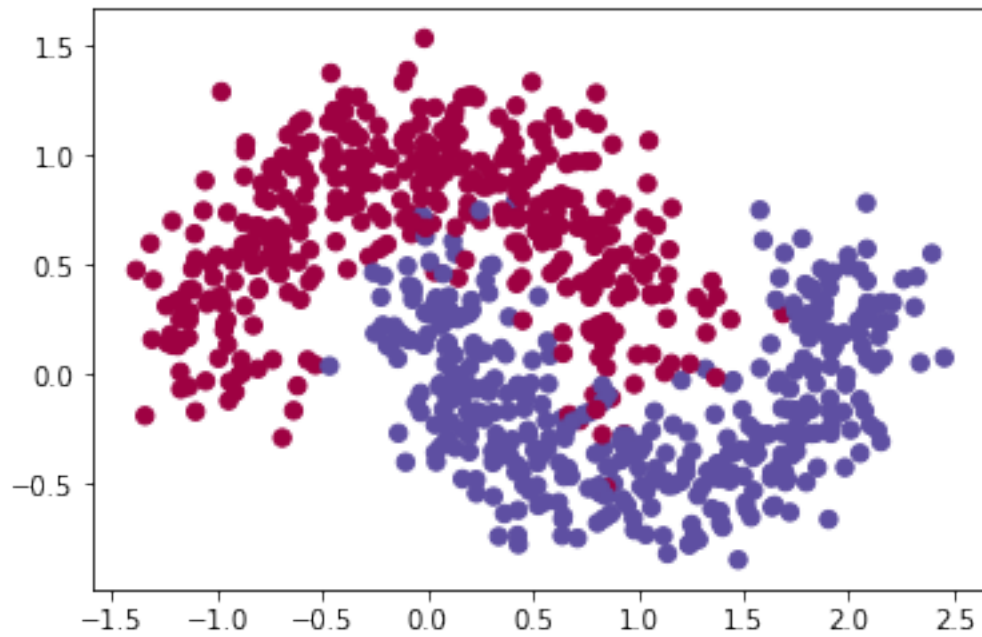
July 21, 2018

```
In [1]: import numpy as np
In [2]: import matplotlib.pyplot as plt
In [3]: from sklearn.metrics import roc_auc_score
In [4]: from sklearn.neighbors import KNeighborsClassifier
In [5]: from sklearn import datasets #Importamos el conjunto de datos
In [6]: from sklearn.model_selection import train_test_split
In [7]: np.random.seed(0)
In [8]: X, y = datasets.make_moons(1000, noise=0.20)
In [9]: #Dividimos nuestros datos en "conjunto de entrenamiento y de prueba
In [10]: X_train, X_test, y_train, y_test = train_test_split(X, y)
In [11]: plt.scatter(X[:,0], X[:,1], s=40, c=y, cmap=plt.cm.Spectral)
Out[11]: <matplotlib.collections.PathCollection at 0x109a4cd50>
```



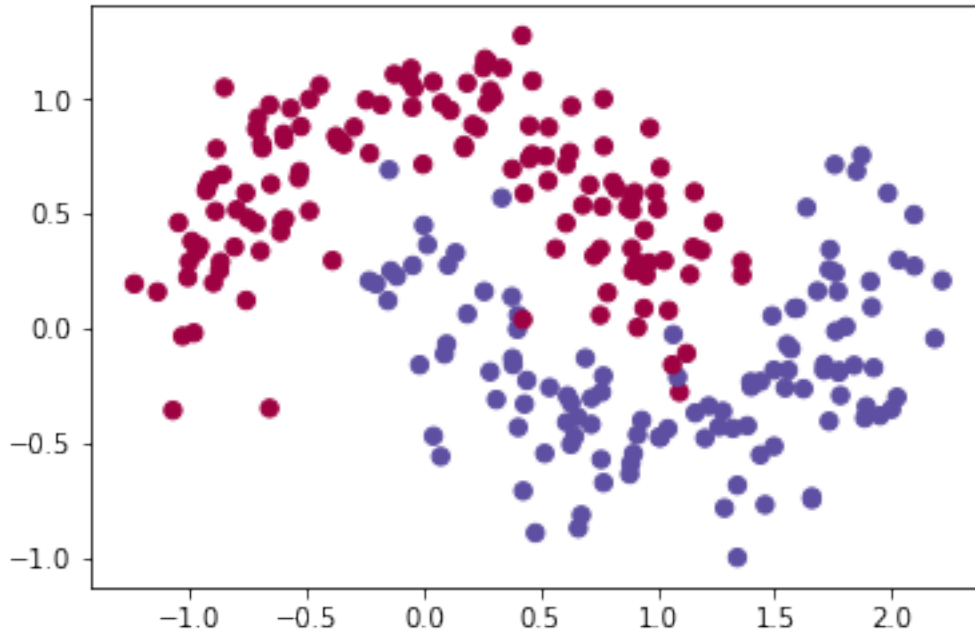
```
In [12]: plt.scatter(X_train[:,0], X_train[:,1], s=40, c=y_train, cmap=plt.cm.Spectral)
```

```
Out[12]: <matplotlib.collections.PathCollection at 0x109b7ac90>
```



```
In [13]: plt.scatter(X_test[:,0], X_test[:,1], s=40, c=y_test, cmap=plt.cm.Spectral)
```

```
Out[13]: <matplotlib.collections.PathCollection at 0x109c69450>
```



```
In [14]: classifiers=[(KNeighborsClassifier(n_neighbors=3), "3NN"),
                      (KNeighborsClassifier(n_neighbors=11), "11NN"),
                      (KNeighborsClassifier(n_neighbors=5, metric='manhattan'), "5NNm"),
                      (KNeighborsClassifier(n_neighbors=1), "1NN")]
```

```
In [15]: classifiers
```

```
Out[15]: [(KNeighborsClassifier(algorithm='auto', leaf_size=30, metric='minkowski',
                                metric_params=None, n_jobs=1, n_neighbors=3, p=2,
                                weights='uniform'), '3NN'),
           (KNeighborsClassifier(algorithm='auto', leaf_size=30, metric='minkowski',
                                metric_params=None, n_jobs=1, n_neighbors=11, p=2,
                                weights='uniform'), '11NN'),
           (KNeighborsClassifier(algorithm='auto', leaf_size=30, metric='manhattan',
                                metric_params=None, n_jobs=1, n_neighbors=5, p=2,
                                weights='uniform'), '5NNm'),
           (KNeighborsClassifier(algorithm='auto', leaf_size=30, metric='minkowski',
                                metric_params=None, n_jobs=1, n_neighbors=1, p=2,
                                weights='uniform'), '1NN')]
```

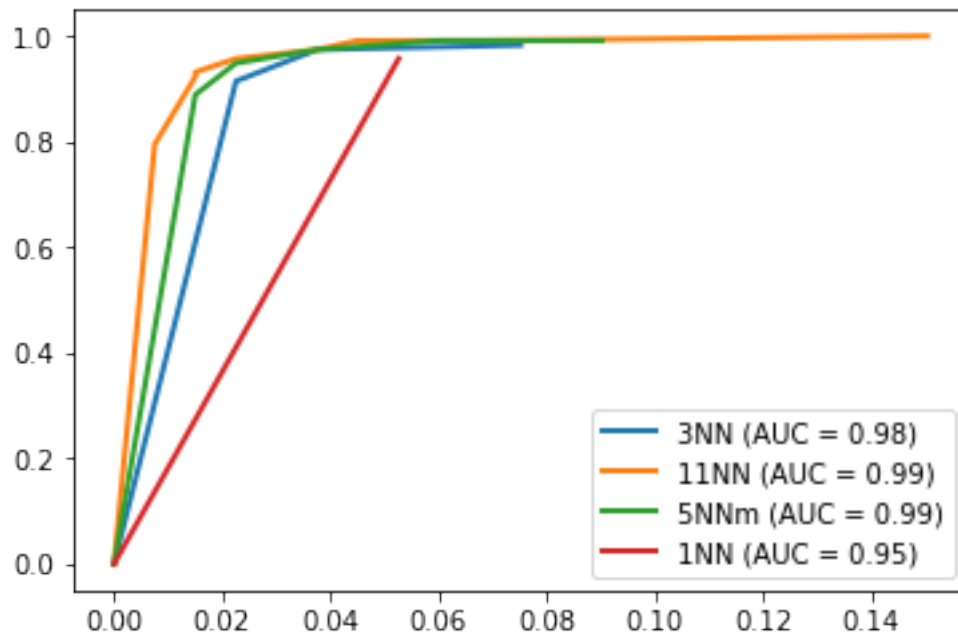
```
In [16]: #Para cada clasificador se grafica la ROC
```

```
In [17]: for clf, name in classifiers:
          clf.fit(X_train,y_train)
          ROC=[]
          for gamma in np.linspace(0,1,1000):
```

```

err1=np.count_nonzero(clf.predict_proba(X_test[y_test==0,:])[:,1]<=gamma)
err2=np.count_nonzero(clf.predict_proba(X_test[y_test==1,:])[:,1]>gamma)
err1=float(err1)/np.count_nonzero(y_test==0)
err2=float(err2)/np.count_nonzero(y_test==1)
ROC.append([err1,err2])
ROC=np.array(ROC)
ROC=ROC[:,::-1,:]
auc=roc_auc_score(y_test,clf.predict_proba(X_test)[:,1])
plt.plot(1-ROC[:,0],ROC[:,1], linewidth=2, label="%s (AUC = %.2f)" %(name,auc))
plt.legend()

```



```
In [18]: diff_test=y_test-clf.predict_proba(X_test)[:,1]
```

```
In [19]: plt.scatter(X_test[:,0], X_test[:,1], s=40, c=diff_test, cmap=plt.cm.Spectral)
```

```
Out[19]: <matplotlib.collections.PathCollection at 0x109d66190>
```

